



Time

1.5 hrs.

Difficulty

Intermediate

## Photo Cube\*

These easy-to-make photo cubes make great gifts or holiday ornaments! Make a bunch for everyone on your list.

### You will need:

- 1 sheet of 3/16" foamboard (whatever color you prefer)
- FoamWerks V-Groove Cutter (WC-2001)
- FoamWerks Rabbet Cutter (WC-4010)
- FoamWerks Straight Cutter (WC-6001) or Straight/Bevel Cutter (WC-6010)
- FoamWerks Circle Cutter (WA-8001)
- FoamWerks Channel Rail (W-3001)
- Sharp pencil
- FoamWerks Tape (W-5003) or Glue gun
- Markers, glitter, stamps, paint, beads, etc. for embellishment

*For even more exciting foamboard projects, read [Foamboard Magic](#) by Eileen L. Hull.*

\* This project design by Eileen L. Hull.  
Copyright 2008 Logan Graphic Products, Inc.



Printed on recycled paper with vegetable inks.

## INSTRUCTIONS:

1. Using the Straight Cutter, cut one piece of foamboard measuring 12" x 3". With the V-groove Cutter, cut a V-groove every 3", as shown with dashed lines in **Diagram 1**.
2. Cut four 2" diameter circles centered within each 3" panel, using the Circle Cutter.
3. Using the Rabbet Cutter, cut a rabbet along one of the outside 3" edges.

Diagram 1

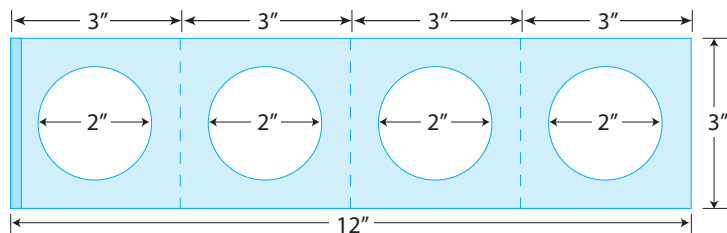
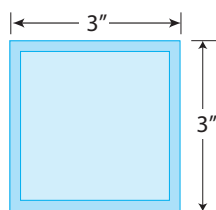



Diagram 3

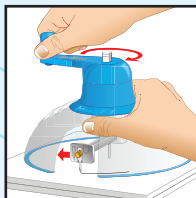


4. Bend each V-groove to form a 90 degree corner, creating a cube. Adhere the final two edges together by sliding the straight-cut edge into the rabbet edge, secure using either tape or glue gun (**Diagram 2**).

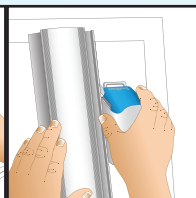
Diagram 2



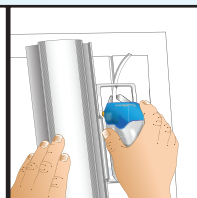
5. Cut two squares, each measuring 3" x 3". Cut a rabbet edge on all four sides of each piece. These will become the bottom and top of the photo cube (**Diagram 3**).
6. Using either tape or glue gun, adhere the bottom to the box.
7. Place the top on, but do not glue. This way you can change out the pictures whenever you want!
8. Decorate the outside surface with markers, stamps, paints, ribbons, or whatever you choose. Position your favorite photos inside the box in the circle openings, and hold in place with tape.



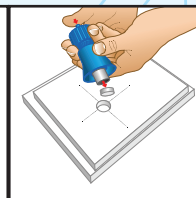
WA-8001 FoamWerks  
Circle Cutter



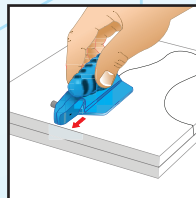
WC-6001 FoamWerks  
Straight Cutter



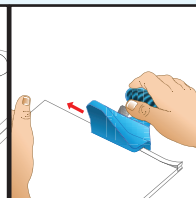
WC-2001 FoamWerks  
V-Groove Cutter



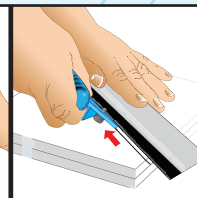
WD-8010 FoamWerks  
Hole Drill



WB-6020 FoamWerks  
Freestyle Cutter



WC-4010 FoamWerks  
Rabbet Cutter



WC-6010 FoamWerks  
Straight/Bevel Cutter



brought to  
you by

**LOGAN**  
GRAPHIC PRODUCTS, INC.  
Tools for Art - Tools for Life

Logan Graphic Products, Inc.  
1100 Brown Street  
Wauconda, IL 60084 USA  
1-800-331-6232  
www.foamwerks.com