



FREE
Take
One!

Valentine Heart Box*

This foamboard heart box is finished with a fun marbling technique, just waiting for Valentine cards.

You will need:

- 1 sheet of 3/16" foamboard
- FoamWerks Freestyle Cutter (WB-6020)
- FoamWerks Straight Cutter (WC-6001)
- FoamWerks Channel Rail (W-3001)
- FoamWerks Rabbet Cutter (WC-4010)
- Shaving cream
- Stamping ink or acrylic paint
- Glue gun
- Buttons, beads, photos, etc. for embellishment
- Clear drying glue
- Adhesive foam squares

* This project design by Eileen L. Hull.
Copyright 2009 Logan Graphic Products, Inc.

Time



Difficulty

Intermediate

For even more exciting foamboard projects, read Foamboard Magic by Eileen L. Hull.



Printed on recycled paper
with vegetable inks.

TECHNIQUE: MARBLEIZING Foamboard

In a large jelly roll pan, cover bottom of pan with shaving cream. Add a few randomly spaced drops of ink or paint. With a toothpick, swirl ink creating lines and patterns. Place the foamboard down evenly over the shaving cream, making sure to cover all areas. Remove from pan and wipe off excess shaving cream with a paper towel.

DESIGNER TIP: Swirling too much will result in a solid color with no design, so use restraint. If you don't like the results, start over- it only takes a minute.

INSTRUCTIONS:

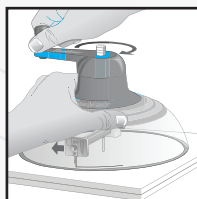
1. Cut 2 hearts from foamboard (see Diagram 1) using FoamWerks Freestyle Cutter.
2. Cut 2 strips of foamboard 16" x 3". Score the strips every 1/2" using FoamWerks Straight Cutter (adjust blade depth to cut about halfway through the board).

3. Marbleize or decorate with paint, rubber stamps, or cover with paper.
4. Cut a 1/2" x 3 1/2" piece out of the middle of one strip to serve as a mail slot (Diagram 2).
5. Using the Rabbet Cutter, trim the back sides off both foamboard strips. Wrap both trimmed strips around edge of heart forming box. Cut off excess board.
6. Adhere strips to heart with glue gun, making sure to join carefully.
7. Decorate outside of box by gluing on buttons, artwork, or embellishments as desired.
8. Wait for those Valentines to arrive!

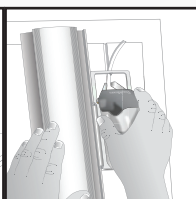
Diagram 1



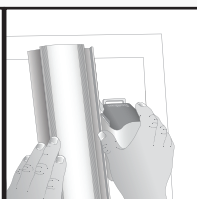
Diagram 2




WA-8001 FoamWerks
Circle Cutter



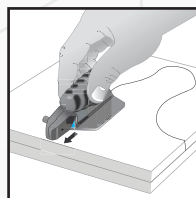
WC-6001 FoamWerks
Straight Cutter



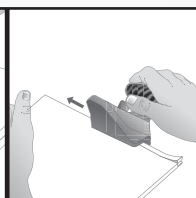
WC-2001 FoamWerks
V-Groove Cutter



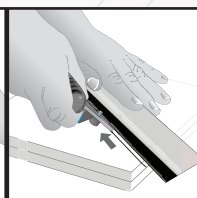
WD-8010 FoamWerks
Hole Drill



WB-6020 FoamWerks
Freestyle Cutter



WC-4010 FoamWerks
Rabbet Cutter



WC-6010 FoamWerks
Straight/Bevel Cutter

brought to
you by

LOGAN[®]
GRAPHIC PRODUCTS, INC.
Tools for Art - Tools for Life

Logan Graphic Products, Inc.
1100 Brown Street
Wauconda, IL 60084 USA
1-800-331-6232
www.foamwerks.com