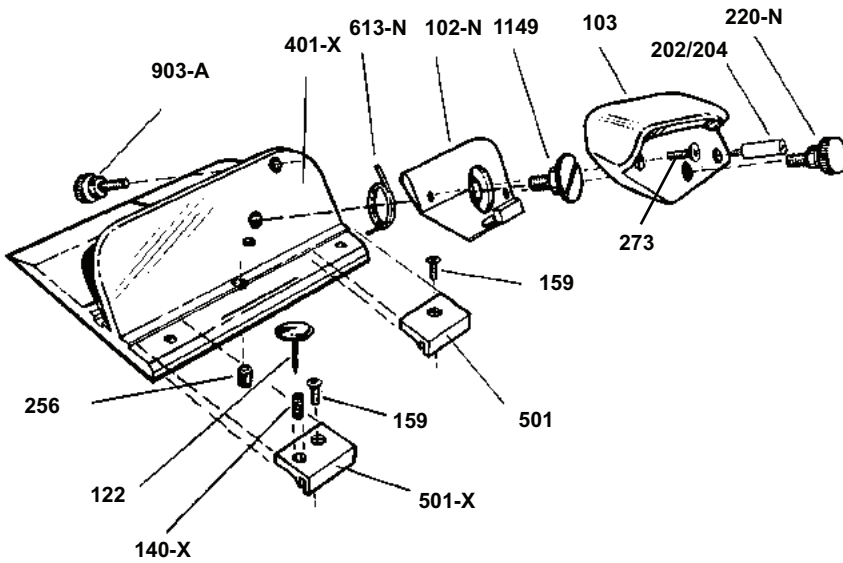


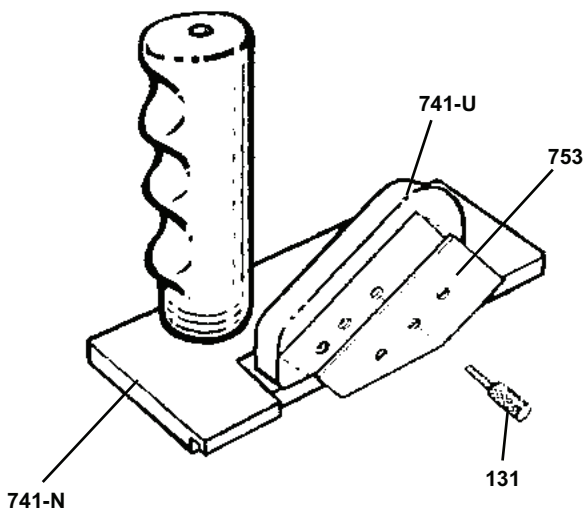
Parts List

A. Cutting Heads



702 Bevel Cutting Head

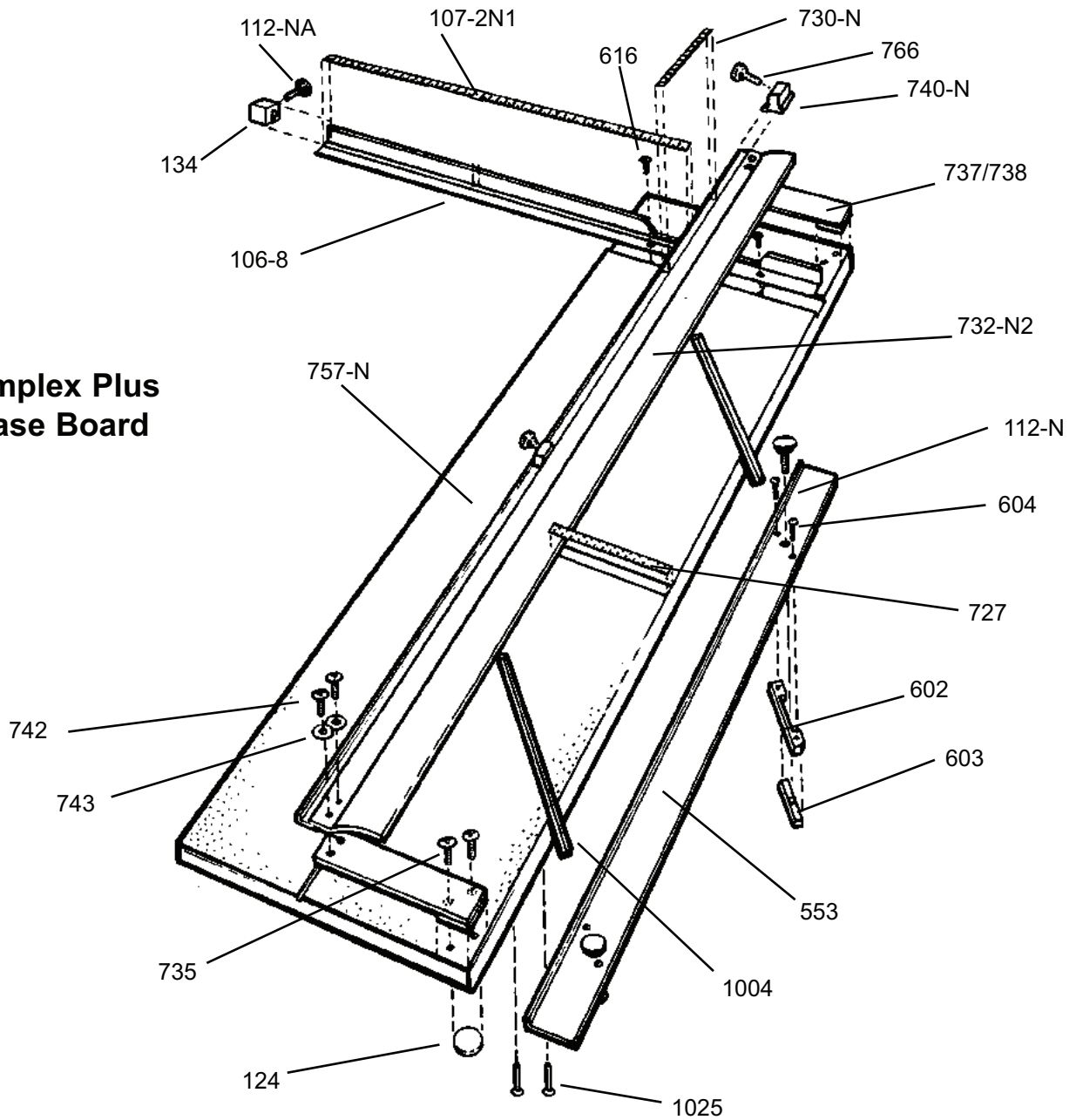
903-A	retaining screw
401-X	cutting head base
613-N	torsion spring
102-N	bevel blade holder
1149	shoulder screw
103	bevel blade cover
273	blade cover screw
220-N	blade holding screw
501	bearing
501-X	bearing
140-X	spring
122	anti-crawl pin
256	blade depth screw
159	bearing screw (2)
202/204	knob screw



701 Straight Cutting Head

741-U	upright base
753	blade cover
131	knurled screw
741-N	straight cut base

Simplex Plus Base Board



Simplex Plus Base Board

106-8	squaring arm	730-N	guide rail scale
107-2N1	squaring arm scale	732-N2	750 guide rail
112-NA	stop screw	735	wood screw (4)
112-N	mat guide knobs (2)	737/738	hinge (2)
124	rubber feet (6)	740-N	guide rail stop (2)
134	squaring arm stop	742	screw (4)
553	mat guide	743	washer (4)
602	slide (2)	757-N	simplex base board
603	wedge (2)	766	stop screw (2)
604	screw (4)	1004	aluminum channel (2)
616	squaring arm screw (2)	1025	channels screw (4)
727	mat guide scale		